




Live Healthy **IOWA** Kids
TRACK
CHAMPIONSHIPS
SPONSORED BY
SR
SPAHN & ROSE



OFFICIAL RULE BOOK & MANUAL



Live Healthy IOWA Kids TRACK CHAMPIONSHIPS

TABLE OF CONTENTS

- 1** Key Dates and Rule Changes for 2019
- 2** Highlights of the Rules
- 3** Official Rules
- 11** Local Meet Manual
- 15** Guidelines for Participants
- 16** Track and Field Event Forms
- 18** Live Healthy Iowa Kids Track Championships Fact Sheet
- 19** Press Release Forms

The Live Healthy Iowa Kids Track Championships (LHIKTC) is funded by the Iowa Sports Foundation and partnered with the Iowa Parks and Recreation Association and the Marshalltown Parks and Recreation Department.

For event registration and administration information, including resource tools, rules, and more, visit www.livehealthyiowakidstrack.org.

Steps to Hosting a Qualified Local Live Healthy Iowa Kids Track Meet:

Logistics

Secure a location, date, rain date and time for the track meet. All you need is a place to complete the events. A track isn't necessary!

Access the LHIKTC Local Meet Manager Website

The LHIKTC website (www.livehealthyiowakidstrack.org) has a section specifically for local meet organizers. Register your local meet through the website. Your event will need to be approved by Iowa Sports Foundation staff. Once approved, all events are listed on the website for the public to view. After your event, you will be able to enter results for the qualifiers of the LHIKTC. You will also submit a participation report as part of this process.

Gather equipment

The most important equipment you will need are softballs (at least 2 12"), measuring tapes (2), and stopwatches (8). The first 10 new communities will receive a Starter Kit with these items.

Recruit volunteers

The number of volunteers needed will depend on the size of your meet. Some volunteers can perform multiple duties. Places to recruit volunteers include recreation department staff members, PTO/PTA members, service clubs (Lions, Kiwanis, etc.), parents, or members of a high school track team.

Helpful Tips

- Make it fun for everyone, including you!
- Secure volunteers early. Don't wait until the last minute.
- Each participant must register online or by completing a Local Entry Form. Local Entry Forms can be found on the website. Each participant must complete the form and have a parent/guardian sign the waiver. If you want to do online registration for your meet, contact katie.kramer@iowagames.org.
- Consider sponsorships. Ribbons will be provided to you for participants, but for any other expenses you may incur, finding sponsors for your meet can offset these costs.

Questions? Contact the Live Healthy Iowa Kids Track Championships Team

Iowa Sports Foundation – 1421 South Bell Ave #104. Ames. IA 50010. Phone 888-777-8881.
Email info@livehealthyiowakidstrack.org



KEY DATES AND RULE CHANGES FOR 2019

December 1, 2018 - Registration begins for local Live Healthy Iowa Kids Track Championships Meets

March 31, 2019 – Local meet registration completed

April/May, 2019 – Local meets are held

June 13, 2019 – Local meet results submitted by this date

June 22, 2019 – Live Healthy Iowa Kids Track Championships, Marshalltown

The Iowa Sports Foundation will provide each local site with first, second, and third place ribbons for each event in each age division. Meet organizers will keep any leftover place ribbons to use for the following year.

HIGHLIGHTS OF THE RULES

The information below will assist you in conducting a local Live Healthy Iowa Track Championships (LHIKTC) meet.

1. The only restriction for participation is age. A participant's age is as of **December 31, 2019**.
Born in 2011-2012 Born in 2009-2010 Born in 2007-2008 Born in 2005-2006
(7 & 8 Year Olds) (9 & 10 Year Olds) (11 & 12 Year Olds) (13 & 14 Year Olds)
A participant must compete in his/her age group and gender division.
2. Participants who take part in junior varsity or varsity track programs or are members of a track club are eligible to participate in the LHIKTC, as long as the IHSAA and IGHSU governing bodies do not prohibit participation.
3. Participants may not wear shoes designated for spikes. In field events, any shoes designed for turf sports are not allowed.
4. Participants may not compete in their bare feet, slippers or socks.
5. Participants may not wear sunglasses (unless prescription) or jewelry that dangles. Stud earrings or necklaces that are taped down are okay.
6. Starting blocks are not permitted.
7. A participant may compete in three events (this may be two running events and a field event or two field events and a running event). The relay **does not count** as a running event and may be used as a fourth event.
8. Sportsmanship is a primary focus of LHIKTC. A participant who displays unsportsmanlike conduct will be disqualified from a meet in progress and shall not advance to the next level of competition.
9. Times will be recorded to the nearest 100th of a second and distances will be measured in feet and inches to the nearest one quarter inch.
10. There can never be a tie for first place. There must be a run off or a judges' decision for the running event. In the field events, the contestant with the best second throw or jump will be declared the winner.
11. Each competitor is allowed one false start.
12. All local meet winners must have their age verified at the local level competition.
13. In the relay, the acceleration zone will not be used and aids may not be used.
14. A competitor should be excused from a field event so that he/she may participate in a running event. The individual shall return to the field event immediately following the completion of that running event.
15. A participant may enter only one local meet or they will be disqualified from meet in progress and shall not advance to the state competition.
16. Lane and position can be drawn at random or seeded.
17. Substitutes are allowed in relay teams at the state meet provided the substitute runner competed at the local meet, meets age/gender guidelines, and does not compete in more than the allowed number of events.

Rule 1

definitions

Section 1

General Conditions

Article 1 A preliminary flight or heat is the first level of competition in any event which qualified participants for the next level of competition.

Article 2 To qualify is to win the right to participate in a semi-final or final race or flight by meeting certain standards in an earlier race or flight.

Article 3 To scratch is to designate the withdrawal of an entry before competition begins.

Article 4 No spikes or shoes designated for spikes will be allowed on the track. In field events, any shoes designated for turf surface sports (natural or artificial) are not allowed, e.g., football/soccer shoes. The participant's shoe cannot be used to gain an advantage. No athlete will be allowed to compete in bare feet.

Article 5 The proper track uniform consists of a minimum of a jersey or t-shirt, boxer-type trunks or shorts, sweats, long pants, or tights which are not objectionable, and shoes. (See Rule 2, Competitors and Attendants, Section 3, Article 1 Jewelry and sunglasses (except prescription) shall not be allowed during competition.

Article 6 Sportsmanship is encouraged. Unsportsmanlike conduct is conduct which is unfair or language which will bring discredit to the individual or the team: disrespectfully addressing an official; using profanity; criticizing an opponent or an official; throwing a baton following a relay.

Section 2

Starting

Article 1 A staggered start is a method of equating the distance for all competitors when a race is run in lanes around one or more curves (200M or 400M). The runner or relay team assigned to the second and each succeeding lane starts a specified distance ahead of the runner on the left.

Article 2 In the 800 and 1600 meter races, a curved starting line (waterfall) will be used so that each competitor will run the same distance going into the curve. (See Rule 5, Section 1, on Lane Infractions)

Article 3 Starting blocks are not permitted.

Section 3

Field Events

Article 1 A flight is a round of trials for contestants in the Softball Throw and the Standing Long Jump.

Article 2 A foul is one which is counted as a trial, but which is not measured because of some violation of the rules.

Article 3 The scratch mark is the line which is used in the Standing Long Jump and the Softball Throw to mark the limit beyond which a competitor may not touch during competition.

Article 4 All field events will be measured in feet and inches to the nearest one quarter inch.

Section 4

Running Events

Article 1 A heat is a preliminary race to eliminate slower competitors so the final race will include as many of the fastest competitors as desired. When there are a great number of entries in a given event, the heats could be arranged in preliminary and semi-final rounds (the number of final competitors is at least equal to the number of awards to be given). A final heat may or may not be conducted at local and state meets based upon a decision of the meet committee.

Article 2 If preliminary heats are conducted, only winning times/marks for the final event will be submitted (i.e., heat or trial times/marks will not be submitted).

Article 3 To jostle is to run against or elbow another runner. It is a form of crowding or bumping between two runners which hampers or impedes one of them.

Article 4 A lane is the course which is marked on the track for a race. A runner must stay in this

prescribed path unless informed otherwise by the starter. Lanes vary in width depending on the size of the track and the number desired for a given meet. Lanes should be one meter, seven centimeters (42 inches) wide whenever possible. (See Rule 5, Section 1)

Article 5 All track distances will be measured in meters.

Section 5 Relays

Article 1 The baton is the implement which is used in a relay race and is handed by each runner to the succeeding teammate.

Article 2 An exchange zone is designated for exchanging the baton during relay races. It is an area the width of one lane and 20.11 meters (22 yards) long.

Article 3 A relay is a race during which four runners participate as a team. An individual leg of the relay is finished when the incoming runner passes the baton to the succeeding runner. All members of the relay must meet the age and gender requirements.

Article 4 A relay leg is the distance over which one runner of a relay team must run. Each runner may run only one leg of the relay.

Article 5 In the sprint relay, outgoing runners waiting for the baton must take positions and begin running inside the passing (exchange) zone. The baton will

be passed within the exchange zone (it is only the position of the baton which is decisive and not the position of the body or limbs of the competitor).

Section 6 Finish

Article 1 A dead heat is a situation in which two runners cross the finish line at exactly the same instant. This results in a tie if winning places are involved. Refer to Rule 3, Section 2

Rule 2 *competitors & attendants*

Section 1 Participant Limitation

Article 1 Each competitor is individually responsible for promptly reporting for each event entered. He or she must report to the Clerk of Course or bullpen for any running event or the designated area for field events.

Article 2 The following is allowed event participation for all age groups at the local and state meets: one (1) field event and two (2) running events and the relay; or two (2) field events and one (1) running event and the relay. Runners may not compete in three (3) running events only. If a competitor exceeds the event limit, the event that puts the competitor over the limit as specified above shall cause the

competitor to be disqualified from the event(s) exceeding the limit. In the case it is the 4x100 relay, the team may move forward with an eligible substitute from the meet where the infraction occurred. Eligible sub means they meet the age and gender requirements for the division.

Article 3 Attendants may not accompany a competitor to the starting area. Any competitor will be disqualified if, in the opinion of the meet referee, the runner has in any way been aided by a coach, teammate or anyone connected directly or indirectly with the individual concerned. Such aid includes running alongside a teammate, being stationed at various points near the track, or located near any of the field events for the purpose of aiding or coaching the competitor after the race or field event has been started.

Article 4 A competitor officially becomes a participant when he or she, or a relay team of which they are a member, reports to the Clerk of Course or to the Judge of a field event in which he or she is entered. Participant will not be permitted to enter the competition after the Clerk closes the entries in the running events, or in the field events after the Judge has determined the places for competition.

Section 2
Disqualification

Article 1 Any competitor who is disqualified for unsportsmanlike conduct shall be ineligible for further participation in the meet in progress and shall not advance to the next level of competition. Unsportsmanlike conduct is defined as a competitor who displays inappropriate behavior(s) or willfully fails to follow the direction of the meet referee and/or meet director.

Article 2 Any competitor who is disqualified for competing in more than one local meet shall be ineligible for further participation in the meet in progress and shall not advance to the state competition.

Article 3 Any competitor who is found competing in the wrong age group, wearing illegal shoes, aiding a participant directly or indirectly by accompanying participant to the starting area, running alongside participant, being stationed at points along the track to aid/coach participant, or exceeding the allowed event limit shall be disqualified from that event.

Article 4 The meet director or his/her representative will inform the participant of the disqualification.

Article 5 At all meets, all protests must be filed with the Meet Referee in writing within fifteen (15) minutes of the ruling (disqualification).

Section 3
Uniforms

Article 1 A competitor must be in the proper track uniform and wearing the assigned contestant number (when numbers are used) before being permitted to compete.

Rule 3
awards

Section 1
Awards

Article 1 The Iowa Sports Foundation will provide participant ribbons for each local meet along with 1st – 3rd place ribbons. They will also provide first, second, and third place medals and 4th – 8th place ribbons for all events in each age division for the state meet.

Section 2
Ties

Article 1 A tie in a running event occurs when two or more runners cross the finish line at exactly the same time. If the time is equal, the runner with the higher picked place is the winner. If place and time are the same, the persons involved will rerun the race at an appropriate time during the meet. When two or more runners or relay teams, running in separate heats or sections, have identical times, those involved will rerun the race at an appropriate time during the meet.

Article 2 When there is a tie for places in field events determined by distance, the higher place is awarded to the competitor whose second best performance of any other competitor ties for that place.

Rule 4
start & finish

Section 1
Start

Article 1 The starting of each race shall be done by the report of a pistol fired so that its smoke or flash will be visible to the timers or other sounding device. A whistle or starting pistol of any caliber may be used.

Article 2 For an unfair start, the starter or assistant starter shall recall the runners by a second shot. If any competitor is in motion after a starter gives an order to “set,” the starter shall not fire the pistol or blow the whistle and will ask the athletes to stand.

Article 3 The starter must receive a hand signal or whistle from the head judge that the judges are ready.

Article 4 In starting sprints, the starter shall direct the competitors “On your marks.” At this signal, the competitors will immediately take their proper positions on their starting lines. After they have taken their positions and are steady on their

marks, the starter shall instruct them to "Set." At this command, all competitors shall at once, and without delay, assume their full and final set position in such a manner that no part of their bodies touches on or over the starting line. After an interval of approximately two seconds, when all competitors are set and motionless, the starter shall fire the pistol, or blow the whistle.

Article 5 For races of 800 meters and longer, the starter will use the command "On your marks" and, when all competitors are steady, shall fire the pistol, or blow the whistle.

Article 6 A false start occurs when a runner fails to comply with the starter's commands; or when a runner leaves the mark with a hand or foot after the "Set" instruction, but before the pistol is fired or whistle blown or when a runner leaves the mark without the pistol being fired or whistle blown. The offenders shall be warned the first time and shall be disqualified from the event on the second violation. If a competitor uses tactics at the starting line which are designed to disconcert, he or she will be warned. If the runner's action is repeated, the contestant shall be disqualified from the event.

Article 7 In the state meet all lanes (and positions) will be seeded.

Section 2 Finish

Article 1 The finish line is a line on the ground across the track. It shall be indicated by a mark drawn just outside the measured course so that the inner edge of the mark coincides with the actual finish line. The competitors place in the order in which any part of their bodies (e.g., torso, as distinguished from head, neck, arms, legs, feet or hands) reaches that edge of the finish line first crossed by the competitor.

Article 2 State times for running events will be recorded to the 100ths. It is strongly suggested that all meets should be recorded to the 100ths in running events.

Article 3 Video replay equipment, other than the official equipment approved by the Board of Review, shall not be used to make decisions related to the meet.

Article 4 The Board of Review may approve the use of an official Full Automatic Timing system (FAT) to verify the outcome of any race (use must be determined before the event begins). When using the FAT system, the standard conversion does not apply to Live Healthy Iowa Kids meets.

Rule 5

running infractions

Section 1

Lane Infractions/Interference

Article 1 When a race is run in lanes, each competitor shall keep his or her own position in the course during the entire race. A competitor who, without being fouled and while running around a curve, gains an advantage by stepping on or over the inside lane line may be disqualified from the event. A competitor who, without being fouled and while running around a curve, steps on or over this lane line for three or more consecutive steps either with one or both feet shall be disqualified from the event.

Article 2 In a race involving a curve and where lanes are not specified, a runner may change toward the inside or outside of the track when he or she is one full running stride in advance of the runner whose path is crossed. It is not a foul if a runner crosses to the inside or outside if this action does not interfere in any way with another competitor's stride.

Article 3 If any runner impedes another competitor by jostling or running across an opponent's path, deliberately runs on or inside the track curb (or painted line), or illegally runs outside the assigned lane or course, the referee shall disqualify the runner,

or in a team race, the entire team from the event.

Section 2

Aiding Competitor

Article 1 Aiding a competitor is defined as: (a) anyone associated directly or indirectly with a competitor who paces the contestant by running, or taking a position along the track for the purpose of coaching or otherwise assisting the runner; (b) a competitor who is a lap behind the leading runner paces or otherwise assists a teammate or impedes another runner; (c) any runner intentionally leaves the track and re-enters to continue the race; or (d) contestants who join hands or grasp each other in order to finish a race in a tie. For any such act(s), the competitors shall be disqualified from the event.

Article 2 The use of any aid during a race (including carrying a baton, except in a relay) is prohibited. This includes the use of a mark of any type on the track for a relay.

Rule 6

age groups, sex division & eligibility

Section 1

Age Groups

Article 1 Contestants will compete in events according to

their age. There will be four age groups:

Born in 2011-12

(7 and 8 year olds)

Born in 2009-10

(9 and 10 year olds)

Born in 2007-08

(11 and 12 year olds)

Born in 2005-06

(13 and 14 year olds)

Article 2 All contestants must compete in their respective age groups. Age determining date is December 31, 2019, not the date of competition.

Article 3 Any contestant who enters or competes in an age group which he or she does not legally belong will be disqualified from that event.

Article 4 Each contestant must have the ability to show documented proof of age to the local sponsoring agency.

Section 2

Gender Division

Article 1 Contestant will compete within one gender division. Males will compete with males and females will compete with females.

Section 3

Eligibility

Article 1 The intent of LHIK Track Championships is to provide a basic playground form of participation for the beginning athlete. Any boy or girl 7-14 years of age is eligible to participate in the program as stated in Rule 6, Section 1, Article 1. Children with

disabilities are welcome to participate and will be accommodated whenever reasonably possible.

Article 2 Any eligible child, who lives outside the jurisdiction of a local sponsoring agency, may participate in the program with the permission of the agency. A participant may enter only one local meet or they will be disqualified from meet in progress.

Article 3 Any question regarding eligibility will first be referred to the state chair. If the state chair is unable to resolve the question, it shall be presented to the Board of Review. The ruling of this Committee is final.

Rule 7

track events

Section 1

Age Groups

Boys & Girls (7-8)

1. 50 Meter Dash (54 yds., 24.5 inches)
2. 100 Meter Dash (109 yds., 13 inches)
3. 200 Meter Dash (218 yds., 26 inches)
4. 4x100 Meter Relay (437 yds., 16 inches x 4)
5. Standing Long Jump
6. Softball Throw

Boys & Girls (9-10)

1. 50 Meter Dash (54 yds., 24.5 inches)
2. 100 Meter Dash (109 yds., 13 inches)
3. 200 Meter Dash (218 yds., 26 inches)

4. 400 Meter Dash (437 yds., 16 inches)
5. 4x100 Meter Relay (437 yds., 16 inches x 4)
6. Standing Long Jump
7. Softball Throw

Boys & Girls (11-12)

1. 100 Meter Dash
2. 200 Meter Dash
3. 400 Meter Dash
4. 800 Meter Run (874 yds., 32 inches)
5. 4x100 Meter Relay
6. Standing Long Jump
7. Softball Throw

Boys & Girls (13-14)

1. 100 Meter Dash
2. 200 Meter Dash
3. 400 Meter Dash
4. 800 Meter Run
5. 1600 Meter Run (1,749 yds., 28 inches)
6. 4x100 Meter Relay
7. Standing Long Jump
8. Softball Throw

Section 2 Relays

Article 1 Relays are races between teams of four contestants, no one may run more than one leg. All contestants must meet the age and gender requirements for their division. The members of a team may be changed until a preliminary heat has been run. After a heat has been run, only an injured or ill member of the original relay team may be replaced by another runner. The disabled athlete may not enter further competition in the meet.

Article 2 It is permissible for the order of running to be changed

between heats and succeeding rounds or the final.

Article 3 Each runner shall carry a baton in hand and shall pass it to the succeeding teammate. The first runner shall start with the baton and the last runner shall carry the baton across the finish line.

Article 4 In relay races, the baton must be passed while it is within a 20.11 meter (22 yard) exchange zone. The exchange zone is determined by lines drawn perpendicular to the inside lane line and 10 meters (11 yards) on each side of the exchange zone mark. The lines marking the limits of the exchange zone are included in the 20.11 meter measurement. The acceleration zone shall not be used.

Article 5 The baton must actually be handed, not thrown, from one competitor to the succeeding teammate. This teammate may not take sole possession of the baton outside the exchange zone. If the baton is dropped in the exchange zone, in a legitimate attempt to hand it, either runner may retrieve it without penalty provided the runner does not interfere with an opponent. If the baton is dropped outside the exchange zone, it must be retrieved by the runner who dropped it.

Article 6 After passing the baton, the relieved runner should stand still or jog straight ahead unless he or she is in the inside or

outside lane. In these cases, the relieved runner shall step off the track as soon as possible.

Article 7 A team shall be disqualified for failure to pass the baton in accordance with the rules. The referee also may disqualify a team for other running infractions. The rules relative to fouling, coaching or impeding a runner apply to relay races as they do to all other track events, except within the exchange zone. In this case the runner who passes the baton and his/her successor who receives it may overlap each other. The incoming runner shall not assist his/her teammate by pushing him/her.

Article 8 Throwing the baton following the finish of any relay is unsportsmanlike conduct and will cause the relay team to be disqualified.

Article 9 The relay baton shall not exceed 29.9 centimeters (11.81 inches) in length. Its circumference shall be at least 10.16 centimeters (4 inches) and no more than 12.7 centimeters (5 inches). It shall be a smooth, hollow tube made in one piece. The baton shall be made of wood, metal, plastic or other rigid material. It shall weigh at least five decagrams, or 1.766 ounces. The use of tape to wrap the baton is prohibited.

Rule 8

field events

Section 1

General Rules

Article 1 Contestants shall report promptly to the Event Judge at the designated location when the event is announced. A contestant shall be charged with an unsuccessful attempt if he or she does not complete a trial or pass it within two minutes after being called for a trial unless excused by the Event Judge to participate in another event.

Article 2 A competitor excused to compete in another event shall return to the excused event immediately following the completion of the other event.

Article 3 In both field events, participants will have two successive attempts. The order of the third attempt will be decided by the officials in the local and state meets.

Article 4 All field events will be measured in feet and inches to the nearest one quarter inch.

Article 5 In all field events, the measurements shall be measured and be recorded with the "zero" end of the measuring tape held at the point of a contestant's landing.

Section 2

Standing Long Jump

Article 1 All competition in the Standing Long Jump will be on a

flat surface. A Long Jump pit may be used. It is recommended that two judges (one on either side to measure length) be used.

Article 2 A competitor may (1) rock forward and backward, lifting heels and toes alternately on the surface, but may not lift either foot completely off the ground or slide it along in any direction on the ground; (2) both feet must be parallel to each other, an equal distance from the scratch line before jumping; (3) both feet must leave the ground at the same time.

Article 3 The jumper must take off from behind the scratch line. If the jumper's shoe extends over the scratch line or makes a mark in front of it, the jump shall not be measured, but shall count as a trial.

Article 4 Each jumper is entitled to three trials. Each trial shall be recorded. The contestant with the longest jump shall be considered the winner.

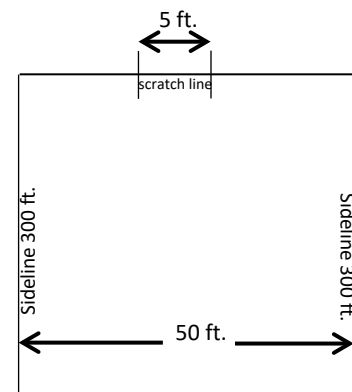
Article 5 In the case of a tie, the contestant whose next best performance is better than the second best performance of any other competitor tied for that place shall be declared the winner.

Article 6 Each legal jump shall be measured perpendicularly to the scratch line or its extension to the point touched by the person or apparel of the jumper which is nearest the scratch line or its extension.

Section 3

Softball Throw

Article 1 The ball throwing competition will be conducted using a 12 inch softball with a minimum circumference of 30.14 centimeters (11 7/8 inches), and a maximum circumference of 30.78 centimeters (12 1/8 inches). The minimum weight of the softball must be 17 decagrams (six ounces) and its maximum weight must be 19.13 decagrams (6.75 ounces).



Article 2 The throw may be from either a standing position or on the run.

Article 3 No glove, tape or other foreign substance may be applied to the throwing hand unless it is required for medical reasons.

Article 4 Stepping on or over the scratch line constitutes a foul. A contestant must throw within the five foot throw marks. A contestant is permitted one run-up without releasing the ball. Failure to release the ball on a second run-up shall constitute a trial (foul).

Article 5 Each thrower will be allowed three (3) trials. The longest trial will be considered the winner.

Article 6 In case of a tie, the contestant whose next best performance is better than the second best performance of any other competitor tied for that place shall be declared the winner.

Article 7 Each legal throw will be measured for distance from a point at the center of the five foot throw marks to the spot where the ball lands between two parallel sidelines.

Article 8 The throw must be made from inside the five-foot throw marks indicated on the scratch line. The ball must land inside the fifty-foot wide parallel sidelines. The line is out of bounds. The measurement is taken from the center of the five-foot throw marks located on the scratch line to the point touched by the ball which is nearest the scratch line.

Article 9 Throws will be conducted in flights as stated in Rule 8, Section 1, Art. 3 and Rule 1, Section 1, Art. 1. (It is suggested that approximately eight competitors make up one flight).

Rule 9

general program information

Section 1

Local Level

Article 1 It is the philosophy of the Iowa Sports Foundation that any eligible child be given an opportunity to participate.

Article 2 Each local participating agency shall hold qualifying trials to determine the best competitors.

Article 3 All participants must register on the standardized entrance form, a sample of which is included in the Rule Book and Manual and also available online at www.livehealthyiowakidstrack.org. Communities have the choice to do online registration created by the Iowa Sports Foundation. If they choose online, participants in that community will register online. They will contact their community contact for that link or can register by going to www.livehealthyiowakidstrack.org/fincompetition.

Article 4 Local meet directors may supplement the local program by conducting events for participants under 7 years old (as of December 31). The events and age grouping will be at the discretion of the local meet director. Note: These participants will not be able to advance to the state competition.

Local Meet Checklist

Miscellaneous:

Task	Completed
Register meet on Web	_____
Availability of venue	_____
Pre-meet publicity	_____
Marking of field	_____
Concession Stand	_____
First Aid/Ambulance	_____
Meet publicity	_____
Meet clean-up	_____
Submit results & participant report	_____
Send entry forms to ISF	_____

Awards:

Item	Completed
Certificates	_____
Ribbons	_____
Medals	_____
Shirts	_____
Other	_____

Supplies:

Item	Completed
Starting gun/whistle	_____
Starter gun shells	_____
Batons	_____
Official softballs – 12”	_____
50 ft. measuring tape	_____
300 ft. measuring tape	_____
Directional Signs	
Restroom	_____
Information	_____
Softball Area	_____
Clerk of Course Area (check-in)	_____
Registration	_____
Awards Table	_____
Standing Long Jump	_____
Concessions	_____
First Aid	_____

Registration

Check-in Guidelines:

1. Collect a completed and signed copy of the official LHIKTC local entry form from each participant* or print online report if doing online registration
2. Verify age of participant and event age group (birth certificate)
3. Participants check in by stating name, age and event. Confirm that each participant is entered in the event which he/she is registered. Place a check mark opposite the name when they check-in. If their name is not on the list, contact the Local Meet Director
4. Give each participant a participation ribbon.
5. Give each participant a program with order of events
6. Give a hand out with next level of competition to those that qualify
7. Give our first – third place ribbons to those that finish respectively in each event.

*The local meet director should retain the local entry forms and forward copies to the LHIKTC staff. If it's done online, there is no need to send in entry forms.

Volunteers

Recruitment:

1. Refer to list of previous year volunteers/officials – phone numbers and previous year's assignment sheets
2. Set up a volunteer assignment sheet (sample on page 13).
3. Call people personally and fill out volunteer/official assignment sheet. Continue until you have recruited enough people
4. Send confirmation letter out no later than one week before meet.
5. Finalize volunteer/officials assignment sheets.
6. Send thank you notes

Meet Official's Job Duties

Head Finish Official

1. Designate Finish Line officials who will time participants in each lane.
2. Oversee finish line area
3. Ask timers to be ready with watches cleared at start of each race
4. In the relays, get signal from passing zone judges that the teams are ready at each zone.
5. Notify starter with flag or whistle when ready.
6. After the relays, check with passing zone judges to make sure that the hand-offs were in the zones. Notify recorder if there was a violation for a disqualification.
7. Deliver event results to recorder before next race.

Recorder:

1. Ask for place finishers in order of 1st through last place.
2. As times are recorded, note whether they are in order of places. If there is a time error, the picker's choice takes precedence over the timer's results, PLACES STAND. Give both runners the lowest of the two times.
3. Remind timers not to clear their watches until given the okay.
4. Get event sheets prior to each race.
5. Deliver event sheets to the results table.

Timers:

1. Your job is to time an assigned lane in each race.
2. Practice starting, stopping, and resetting your watch a few times before an actual race.
3. Be alert to the Head Official – that person is in contact with the starter. He or she will tell you when to be ready and the distance of the race. Hand signal will be used with whistle to inform the starter.
4. Your timing cue is the smoke from the starter's pistol, not the sound.
5. After a race, go out onto the track with your picker and escort the runner back to the

recorder. Only announce your time to the recorder.

6. Announce the time when asked, after the picker has given the runner's name.
7. Don't clear your watch until the recorder has okayed it.
8. All heats are timed – be prepared
9. Picker selection takes precedence over the watch results.

Finish Judges (pickers):

1. In each race, your primary job is to pick the place finisher that you've been assigned.
2. Immediately after each race, go out onto the track and greet the child you've chosen. Escort the participant to the recorder and ask them their name.
3. Announce to the recorder the place and the participant's name.
4. In the event of a preliminary heat, some pickers may have to escort their finishers to the waiting area for the final heat.
5. All finishers get to pick up participation ribbons (if used) at the awards table. First – Third place finishers will pick up their place ribbons. The first place finisher should get a packet with the State Qualifier information in it.
6. In the case of the dashes, there may be more than one judge on the first two places required.

Clerk of Course:

1. Responsible for recording the name and number of each competitor and shall assign each runner to the proper heat and starting position. He/she is responsible for giving all necessary instructions concerning the rules governing the race.
2. Final check to make sure shoes and uniform comply with the rules.
3. Assign running numbers if applicable.

Local Meet Officials/Volunteers

This list of officials/volunteers can be overlapped for local meet purposes.

Depending upon the number of participants in the meet, you will need the following Meet Officials:
Arrange an official's organization meeting prior to the start of the meet.

Meet Director/
Meet Referee _____

Announcer/
Awards Presenter _____

Recorder
Clerk of Course _____

Finish Judges/
Timers (1-8) _____

Head Judge/
Head Timer _____

Starter _____

Turn/Lane Inspectors-
Can use field event officials (3) _____

Softball Throw Judge _____

Recorder
Marker
Ball Chaser _____

Standing Long Jump Judge
Recorder
Raker
Marker/Raker _____

Note: Some of these volunteers can be used to register participants before the meet.

Procedures for the Day Before Meet

1. Get van/truck and load equipment.
2. Confirm sound system.
3. Confirm concessions.
4. Confirm first aid needs.

Procedures for Day of Meet

1. Set up field, signs, tables, copy of program, and large schedule of events.
2. Set up computer equipment and give the clerk results from last year as reference.
3. Check to make sure the following are ready: sound equipment, awards area, timing devices, announcer, medical and restrooms.
4. Mark 50 meter (54 yards, 24.5 inches) start line.
5. Mark 1600 meter start line which is 30' and 8" less than a mile.
6. Set up softball throw areas: have lines marked on field and have 300 ft. measuring tape.
7. Set up for standing long jump; rake, measuring tape.

Announcer

1. Greet announcer and confirm everything needed (chair, table, set-up of speakers) is available.
2. Review the program and schedule of events.
3. List any key speakers, guests, or special concerns.

This would include announcements such as:

- Please stay off the track
 - Upcoming events, final heats
 - Location of restrooms, concessions
 - Winner of each event
 - Ribbons that haven't been picked up
 - Blurb about Iowa Games provided by the Iowa Sports Foundation
4. Every 20-25 minutes monitor the announcer and ask if there's anything else that they need (refreshments, missing information, etc.).

Emergency First Aid

1. Greet Emergency Medical personnel and show them where they will be located during the meet.
2. Check on any additional items needed.
3. Periodically, check with first aid to see if there are any problems.
4. At the end of the meet, go over any medical concerns and thank the first aid staff for their participation.

Guidelines for Participants

1. Sportsmanship is encouraged. Unsportsmanlike conduct will disqualify a participant from the meet in progress and from advancing to the next level of competition, i.e., disrespect, profanity, throwing a baton, etc.
2. A runner must stay in the lane assigned for the 50 meter, 100 meter, 200 meter, and 400 meter dashes and the 4x100 meter relay.
3. It is the participant's responsibility to report to the bullpen area for an event on time. Participant must listen for the announcement of his/her event.
4. The following shall require disqualification of a participant from the event: competing in the wrong age group; wearing illegal shoes; aiding a participant directly or indirectly by accompanying participant to the starting area, running alongside participant, or being stationed at points along the track to aid/coach participant; exceeding the allowed event limit; causing a second false start; receiving a second warning at starting line for actions that confuse/upset other competitors; gaining an advantage by stepping on or over an inside line on a curve; stepping on or over a lane line for three or more consecutive steps with one or both feet on a curve; or causing interference of another runner.

The following shall require disqualification of a participant from meet in progress and advancing to the next level of competition: unsportsmanlike conduct and participating in more than one local meet.

5. Lane position may be drawn randomly or seeded according to guidelines.
6. In the relay event, the baton must be passed within the exchange zone. No aid may be used on the track. The baton must be handed, not thrown. The runner passing the baton should remain in the lane so as not to interfere with a runner in another lane. Rules relative to fouling, coaching, or impeding a runner applies to relays.
7. A regulation baton must be used. It may not be wrapped with tape.
8. A participant may be excused from a field event to participate in a running event. The individual should return directly to the field event following the running event.
9. No spikes or shoes designated for spikes will be allowed on the track. In field events, any shoes designed for turf surface sports (natural or artificial) are not allowed. The participant's shoes cannot be used to gain an advantage. No athlete will be allowed to compete in bare feet.
10. Jewelry and sunglasses (except prescription) shall not be allowed during competition.
11. A participant may enter only one local meet.
12. The winners at local meets advance to the Live Healthy Iowa Kids Track Championships in Marshalltown, IA.

Track Events

_____ Local Meet

Event _____
Age Group (Boys/Girls) _____

Event Number _____
Time _____

***Note:** Record the times to the nearest hundredth

Lane	Name	Local Agency	Time	Place

_____ Official Signature

Field Events

Local Meet

Event _____
 Age Group (Boys/Girls) _____


Event Number _____
 Time _____

***Note:** Record the distances in feet and inches measured to the nearest one quarter inch. Circle the placing distances or jumps.

Name	Local Agency	*1 st Try	*2 nd Try	*3 rd Try	Place

 Official Signature

Live Healthy Iowa Kids Track Championships



Live Healthy **IOWA** **TRACK** Kids **CHAMPIONSHIPS**

Fact Sheet

What

Live Healthy Iowa Kids Track Championships

Who

Boys & girls, ages 7 to 14 (age as of 12/31/2019)

Where

Meets are held and sponsored by local park and recreation departments and other locally based organizations, agencies and schools.

When

April & May – Local meets

Saturday, June 22, 2019 – LHIKTC in Marshalltown, IA for local qualifiers.

Why

To promote physical fitness, participation, friendship and sportsmanship.

Sponsor

Iowa Sports Foundation

Partners

Marshalltown Parks and Recreation Department & the Iowa Parks and Recreation Association.

Events

Track

50 meter dash
100 meter dash
200 meter dash
400 meter dash
4x100 meter relay
800 meter run
1600 meter run

Field

Standing Long Jump
Softball Throw

Live Healthy Iowa Kids Track Championships
The Iowa Sports Foundation
1421 S. Bell Ave. #104
Ames, IA 50010
888.777.8881 (ISF)
515.292.3254 (fax)

Sample Press Release Announcing a Local Meet

Local Contact:

(Name)

(Title)

(Address)

(Phone)

FOR IMMEDIATE RELEASE

(City)-(Date)- Approximately (#_____) 7 to 14 year old boys and girls from (City) will compete (Date) at (Location) in the (City) local Live Healthy Iowa Kids Track Championships. Winners in the (City) meet will advance to the state championships in Marshalltown on Saturday, June 22.

Events will include the 50 meter dash, 100 meter dash, 200 meter dash, 400 meter dash, 800 meter run, 1600 meter run, 4 x 100 meter relay, standing long jump, and softball throw.

2018 is the 4th year for the Live Healthy Iowa Kids Track Championships. Nearly 40 communities around Iowa with approximately 4,000 7 to 14 year olds will compete state wide for the opportunity to participate at the state championships. The Live Healthy Iowa Track Championships are sponsored by the Iowa Sports Foundation, in partnership with the Iowa Parks and Recreation Association and Marshalltown Parks and Recreation.

The mission of the Live Healthy Iowa Kids Track Championships is to provide a quality recreation program where children have fun and are introduced to physical fitness through track and field events without financial barriers.

Press Release

Local Contact
 Name _____
 Title _____
 Address _____
 City _____ Zip Code _____
 Phone _____

State Contact
 Name _____
 Title _____
 Address _____
 City _____ Zip Code _____
 Phone _____

2019 Live Healthy Iowa Kids Track Championships

_____ Meet Results

Girls or Boys Ages ____ & ____ (born in ____ or ____)

50 Meter Dash (7-8, 9-10)

Place	Name	Community	Time
1 st	_____	_____	_____
2 nd	_____	_____	_____
3 rd	_____	_____	_____
4 th	_____	_____	_____
5 th	_____	_____	_____
6 th	_____	_____	_____
7 th	_____	_____	_____
8 th	_____	_____	_____

100 Meter Dash (7-8, 9-10, 11-12, 13-14)

Place	Name	Community	Time
1 st	_____	_____	_____
2 nd	_____	_____	_____
3 rd	_____	_____	_____
4 th	_____	_____	_____
5 th	_____	_____	_____
6 th	_____	_____	_____
7 th	_____	_____	_____
8 th	_____	_____	_____

200 Meter Dash (7-8, 9-10, 11-12, 13-14)

Place	Name	Community	Time
1 st	_____	_____	_____
2 nd	_____	_____	_____
3 rd	_____	_____	_____
4 th	_____	_____	_____
5 th	_____	_____	_____
6 th	_____	_____	_____
7 th	_____	_____	_____
8 th	_____	_____	_____

400 Meter Dash (9-10, 11-12, 13-14)

Place	Name	Community	Time
1 st	_____	_____	_____
2 nd	_____	_____	_____
3 rd	_____	_____	_____
4 th	_____	_____	_____
5 th	_____	_____	_____
6 th	_____	_____	_____
7 th	_____	_____	_____
8 th	_____	_____	_____

800 Meter Run (11-12 & 13-14)

Place	Name	Community	Time
1 st	_____	_____	_____
2 nd	_____	_____	_____
3 rd	_____	_____	_____
4 th	_____	_____	_____
5 th	_____	_____	_____
6 th	_____	_____	_____
7 th	_____	_____	_____
8 th	_____	_____	_____

1600 Meter Run (13-14)

Place	Name	Community	Time
1 st	_____	_____	_____
2 nd	_____	_____	_____
3 rd	_____	_____	_____
4 th	_____	_____	_____
5 th	_____	_____	_____
6 th	_____	_____	_____
7 th	_____	_____	_____
8 th	_____	_____	_____

4 x 100 Meter Relay (7-8, 9-10, 11-12, 13-14)

Place	Name	Community	Time
1 st	_____	_____	_____
2 nd	_____	_____	_____
3 rd	_____	_____	_____
4 th	_____	_____	_____
5 th	_____	_____	_____
6 th	_____	_____	_____
7 th	_____	_____	_____
8 th	_____	_____	_____

Softball Throw (7-8, 9-10, 11-12, 13-14)

Place	Name	Community	Time
1 st	_____	_____	_____
2 nd	_____	_____	_____
3 rd	_____	_____	_____
4 th	_____	_____	_____
5 th	_____	_____	_____
6 th	_____	_____	_____
7 th	_____	_____	_____
8 th	_____	_____	_____

Standing Long Jump (7-8, 9-10, 11-12, 13-14)

Place	Name	Community	Time
1 st	_____	_____	_____
2 nd	_____	_____	_____
3 rd	_____	_____	_____
4 th	_____	_____	_____
5 th	_____	_____	_____
6 th	_____	_____	_____
7 th	_____	_____	_____
8 th	_____	_____	_____

